

# Year 1 Summer 2 Our Curriculum



This term our learning is themed around magical stories.

**Key Skills :**

Phonics: Letters and sounds revision of sounds taught.  
Handwriting: Ascenders and descenders, accurate/secure letter formation, where ready entry and exit strokes.  
Common exception words: school, push, pull, full, house, are.  
Grammar: Revision of grammar taught  
Punctuation: Revision of punctuation taught

**Spoken Language**

When giving answers to a question, do you include enough detail?



**RE**

Special places – What places are special to you and why?


**PSHE**

Looking forward – Reflections on the year and how you have changed. What are you looking forward to in Year 2?

**English**

Looking at a range of magical stories- learning them, retelling them and writing own versions.

Letter to year 2 teacher




**Music**

Making sounds to represent weather – rain – how can you make rain using an instrument?

**Science**

Plants – Continuing to grow plants to observe changes. How has our tree changes over the year?



**Year 1**

**Abacadabra!**




**Mathematics**

Addition and subtraction, multiplication and division  
Compare, describe and solve problems for: capacity and volume (for example full/empty, more than, less than, half, half full, quarter) Measure and begin to record capacity and volume.  
Recognise and name common 2D and 3D shapes,  
Recognise and know the value of different denominations of coins and notes

**Art**

Drawing mark making  
College-



Using the techniques used on The Snail to design a Titanic collage  
Sewing – can you try running stitch?

**Computing**

Looking back, moving forward – 2 create.

**PE and games**

Orienteering - Working as a team to find treasure. Reading a map to find out where you are.

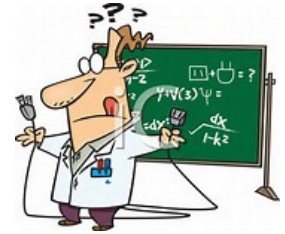
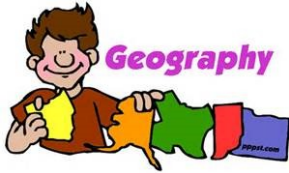
Cricket – Learning how to throw a ball and hit a ball with a bat. How many runs can you score?

**DT**

Moving pictures – learning how to make levers and pivots.  
Making a moving picture using these skills

# How can you help your child at home?

Below are some suggested activities you may like to try with your child.



How to be a Mathematician.

How many different 3D Titanic shapes can you find around your home? For example, cylinders for funnels.



How to be a Geographer.  
What are Icebergs? Where can you find them?  
Using an atlas, can you find and name some Oceans.

## Ways to support your child:

Make sure you attend school daily and punctually.

Read together daily.

Practise times tables and spellings.

Support your child to complete their weekly homework.

Talk to your child about what they have been learning about in school.