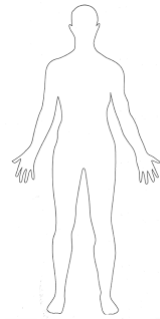


Year 3

Autumn 2

Our Curriculum



This Autumn our learning is themed around Animals and Humans.


Key Skills :
 Spelling- Prefixes and suffixes ,
 Handwriting – Legible and consistent
 Grammar- conjunctions e.g. when before, after, so ,
 while, because ,
 Punctuation – speech marks ‘inverted commas’

Spoken Language
 Can you concentrate and join in class discussions?
 Can you listen to your friends?
 Can you talk about your own idea and explore others?

RE/ PSHE
 Journeys
 Flight from Egypt
 Looking after ourselves and bullying




MFL- French
 Numbers 4,5,6
 Joyeux Noel

Science
 Nutrition
 Skeleton's of animals and Humans
 How many bones does a human have?


Art
 Drawing
 Animals and Humans
 Can you use drawing pencils to show tone when drawing an animal ,a portrait of a friend and the local area?

English
 James and the Giant Peach
 Setting description
 Planning and writing stories.
 Instructional writing for making sandwiches



Year 3
 Animals and Humans


DT
 Follow your instructions to make sandwiches.
 Design sandwich packaging
 Can you design an award winning sandwich?


Mathematics
 Time
 ÷ x
 Measurement length and capacity
 Statistics
 Investigations

Music
 Creating effects
 In 2 music

PE and Games
 Create a game
 Circuits
 Why do we exercise?
 Exercising different parts of our body

Geography
 Comparison between village and city school life.
 Using maps on the computers to find villages.

Computing
 Go with the flow-
 computer programming

How can you help your child at home?



Below are some suggested activities you may like to try with your child.



How to be an athlete.

Why do we exercise?

What happens to your heart when you exercise?

Do you regularly exercise? What do you do?



How to be a scientist.

How many bones does a human skeleton have?

How do muscles work?

What are endo and exo skeletons?



Ways to support your child:

Make sure you attend school daily and punctually.

Read together daily.

Practise times tables and spellings.

Support your child to complete their weekly homework.

Talk to your child about what they have been learning about in school.