

# Year 5


## Summer 2

### Our Curriculum



This term our learning is themed around The Mayans

**Key Skills :**  
 Spelling-Strategies for spelling - using the first two or three letters to check spelling in a dictionary.  
 Prefixes –Handwriting –legible, fluent and consistent speed.  
 Grammar, vocabulary and punctuation –converting nouns or adjectives into verbs , adverbs. Using a thesaurus.

  
**Spoken Language**  
 When giving answers to a question, do you include enough detail?

**RE**  
 Judaism  
 Learning about the Jewish festival Pesach. Exploring the character of Moses. Learning about the 10 plagues  
**PSHE**  
 Changes – transition and goals. How does change affect you?

**DT** - land yachts – designing and building a land yacht.

**History**  
 Continuation of a study of An Ancient civilization – The Mayans  
 Researching fascinating facts and presenting these.



**Art**  
 Mayan Mask making.  
 Why did the Mayans wear masks?  
 Understanding the reasons why and designing own mask to fit a purpose. Using paper mache and designing skills.



**French**  
 Beach scene – French artists , describing a scene.

**Year 5**  
**The Mayans**



**English**  
 Graphic novel – Smile.  
 Understanding the features and re – writing novel into a narrative.  
 Using a reading journal to record work from Smile.  
 Writing a diary entry for a character.

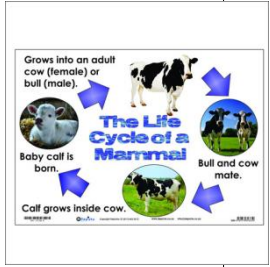
**Science**  
 Living things and their habitats - reproduction in plants, the life cycle of a mammal, life cycle of birds ,the life cycle of amphibians and insects, the work of naturalists and animal behaviourists  
 Charles Darwin, Chris Packham, David Attenborough, Steve Irwin  
 Bird box.

**Mathematics**  
 Revision of previous learning. - possible units include  
 Arithmetic  
 Statistics  
 Fractions/decimals/%  
 Measurement - Area and Perimeter  
 Geometry – 2d and 3d shape  
 Statistics

**Music**  
 Learning to read music.  
 Reading notes on a staff.  
 Learning to write music using tuned instruments. .



**Computing** – Link to production in summer term – application of skills using various programmes



**PE and Games**  
 Rounders  
 Learning how to play a game of rounders, developing techniques and team skills.  
 Orienteering  
 Building a shelter. Listening and following instructions. Learning how to tie a range of knots.




# How can you help your child at home?

Below are some suggested activities you may like to try with your child.




How to be an artist.

Look around the environment for sculptures. What do they show? Do you like them?



How to be a Scientist.

Can you find out about famous Scientists? What were/are they famous for? Do you know any scientists? What do they do?



## Ways to support your child:

Make sure you attend school daily and punctually.

Read together daily.

Practise times tables and spellings.

Support your child to complete their weekly homework.

Talk to your child about what they have been learning about in school.