

Year 4  
Summer 2  
Our Curriculum

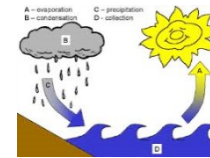


This term our learning is themed around Rivers.

**Key Skills :**  
 Handwriting – Legible , fluent and consistent  
 Punctuation – Inverted commas and other punctuation to indicate direct speech.  
 Grammar – suffixes – ly, - ation, Verbs and noun phrases.



**English**  
**Novel study**  
 character study, letter/diary writing, planning, writing and drafting own story



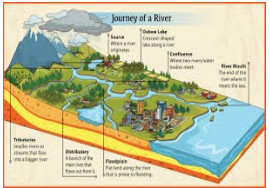
**Music**  
 In 2 Music

**Computing**  
 Multimedia – Collage using the programme SEE SAW

**Geography**  
 Rivers – How is flooding caused? What are the names of local rivers?  
 Where is the Amazon river? Where are the world's longest rivers?

**Spoken Language**  
 When giving answers to a question, do you include enough detail?

**Year 4 Rivers**



**Art - Collage.**  
 Using Van Gogh's *Starry Night* and *Rousseau's Surprise in the jungle*, how can you recreate a jungle scene using string and fabric?

**Science**  
 Animals, including humans. Learning about the digestive system and teeth. How do we care for our teeth?  
**What are carnivores, omnivores and herbivores?**  
**What is a producer and what is a consumer?**

**RE**  
 Trees. Learning to listen and reflect. Hearing different stories from different religions with trees in.  
**PSHE**  
 Understanding behaviour - Thinking about the link between feelings and behaviour. Understanding peer pressure.

**MFL- French**  
 What is the date? Happy Birthday, word classes, dictionary skills

**PE and games**  
 The children will be continuing their swimming lessons this term.  
**Athletics**  
 Learning to run and jump with a good posture. Learning to sprint quickly over short distances.

**Mathematics**  
 Recap over the year including- Place value:  
 Area & Perimeter  
 Number - Multiplication and Division - Scaling  
 Measurement: Time  
 Measurement: Length, Mass and Capacity  
 Geometry: Position and Direction  
 AFL - Four operations

**DT – pop up books.**  
 Investigating and discovering how pop up books work. Designing and creating our own.



# How can you help your child at home?



Below are some suggested activities you may like to try with your child.



## How to be a Geographer

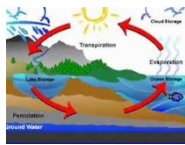
Can you name any rivers in Hampshire or the United Kingdom?

How to be a Scientist.

What is the water cycle?

How does it work?

What do the words evaporation and condensation mean?



How long is the Amazon River?

What is the purpose of a river?



## Ways to support your child:

Make sure you attend school daily and punctually.

Read together daily.

Practise times tables and spellings.

Support your child to complete their weekly homework.

Talk to your child about what they have been learning about in school.