

Meet the teacher

Year 3 – 2025 to 2026

Year 3 Teaching Staff

- Mrs Miles – Year 3 teacher (class share) - Monday, Tuesday & Wednesday
- Mrs Russell – Year 3 teacher (class share) - Wednesday, Thursday & Friday
- Mr Humphrey – Year 3 Teacher
- Mrs Kumar – Year 3 TA
- Miss Lacey – Year 3 support



Uniform



Our school uniform is navy blue, grey and white as follows:

- White shirts, polo shirts and blouses
- Navy blue or grey trousers or shorts
- Navy blue or grey skirts and pinafore dresses
- Navy blue tunics
- Blue and white candy stripe or check summer dresses
- Navy blue sweatshirts/cardigans (with school logo)
- Navy blue or white socks/tights
- Black or brown shoes



No smart watches
for children

PE Kit – Monday and Friday



- Navy blue or white polo shirts
- Blue shorts (blue/black joggers for colder weather)
- Plimsolls/Trainers

Lunchboxes – Let's get healthy!

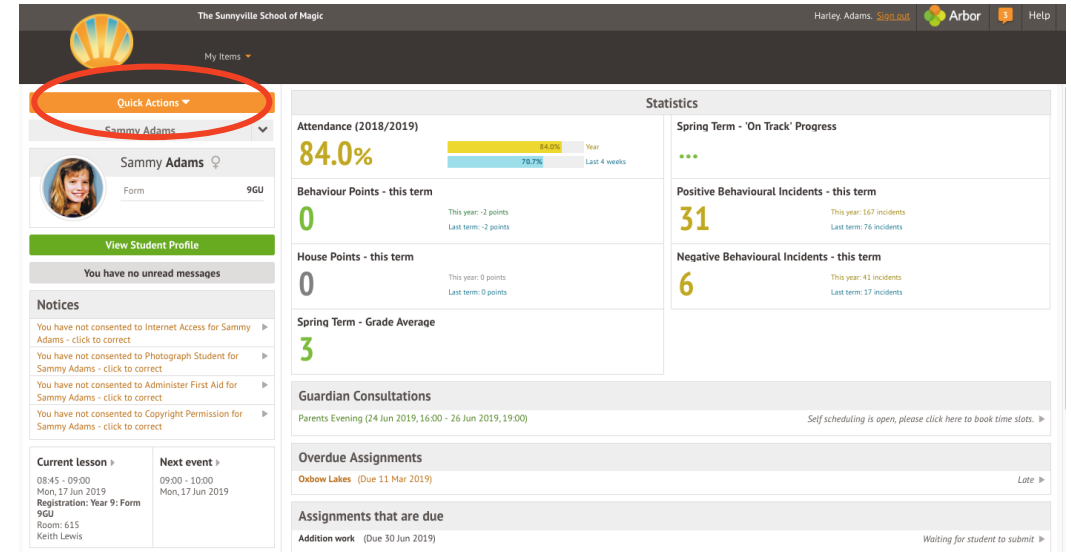


nut free!



Please pick your child's lunch

- Arbor – quick access – lunches
- Please ensure lunches are picked for the week even if you are a packed lunch



« Back 22 Sep 2022

Deadline date
The deadline for making choices for this meal is 21 Sep 2022, 23:40

Add Meal Choice

Meal choice*

Pick for all future available dates*

This is helpful if your child picks the same dinner every week or if they are a packed lunch!

Arbor help centre:
[Meal Menu choices on the Parent Portal or Parent App - Arbor Help Centre \(arbor-education.com\)](https://arbor-education.com)

Homework

- Given out on a Friday. Handed in by Wednesday.
- Should be completed in pencil or black pen.
- All homework links to in school learning and will be matched to an appropriate level for the child.
- Please support your children with their homework!



Doodlemaths & TTRS




- Interactive maths learning for home and school
- We may set challenges for homework throughout the year
- Children will already have a log in from last year which will be stuck in the back of their Reading Record.
- Doodle maths: Children play games and will be asked a range of maths questions to 'earn stars'
- Times Table Rockstars – Use the same login details




Lots of different types of games to play to earn coins to spend on their character

Can be multiplayer or single player



Reading Records

- We encourage you to read with your child every day. The reading record should then be filled in by an adult when the child has read.
- This may be a school reading book, library book or their own books from home. We also encourage children to read other texts they are interested in such as magazines and information books please record these in the reading diary too.
- Your child's teacher will change your child's book once a fortnight (or longer if appropriate) and adjust their book level when appropriate. Children can also select from a range of books within the classroom and the school library.



| | |
|---|--|
| <p>10.9.24 The red house P13 - 20</p> | <p>Sam read well but he struggled to read the words Viking and adventure.</p> <p>A. Parent</p> |
|---|--|

Teacher feedback in the Reading record

Session 1

Today your child has read with an adult.
The focus was: **Fluency**. They read chapter **1** or 4
These are the words that were misread:



Please practise them at home.

cinema, pigeon, reflection

Session 2

The reading focus today was: **Prosody**. They read chapter **2** or 5



Punctuation

- Limited use
- Starting to use
- Uses appropriately

Pace

- Slow
- Developing
- Good

Expression/Tone

- Limited expression/tone
- Developing expression/tone
- Good expression/tone

Session 3

The reading focus today was: **Comprehension**. They read chapter **3** or 6

Question type:

- Vocabulary
- Inference
- Prediction
- Explanation
- Retrieval
- Sequence/Summarise

I answered my questions:

- Independently
- With support



Bookworm

- In Year 3 the reading records are checked weekly. If your child reads 3 or more times that week, they will move one step along the bookworm.
- At the end of each half term, those children who have reached the top of the bookworm will take part in a special treat – extra playtime, session on the Nintendo switch, movie etc.



Handwriting

Kinetic Letters®

Tree guide paper with 12mm line spacing



★ Animal Positions build strength for writing



How? Kneel upright.
Arms by sides.



How? Legs crossed. Sit upright.
Hands rest on knees.



How? Feet hip-distance apart.
Arms by sides.



How? Legs straight and together.
Arms support upper body
(elbows under shoulders).



How? Back horizontal.
Arms/thighs vertical.

Kinetic Letters® Programme overview

Kinetic Letters® is a handwriting programme for use in primary and secondary schools.

Using four main threads of

- Making bodies stronger,
- Holding the pencil,
- Learning the letters, and
- Flow and fluency,

it enables children to develop legible handwriting that is produced quickly and automatically. With the development of automaticity, handwriting becomes a valuable tool and not a hindrance to learning.

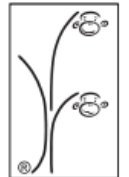
The Kinetic Letters® font covers all the letters in the alphabet and is based on a set of rules that have been made as simple as possible to enable fast learning. The order in which letters are taught recognizes the cognitive development of children.

The programme can be used with any reading programme including phonics. Initially reading and writing are taught separately (as recommended by phonics programmes); later on, reading and writing are combined.

Strength: Writing is a fine finger operation; children must have core body and arm strength to be able to control their fingers precisely.

Pencil hold: The pencil/pen grip must be comfortable to allow writing for long periods (eg exams often last for hours). Pens and pencils with a triangular cross-section assist in developing the correct hold.

Letter formation: The movements to form the letters begin with whole body movements and progress through writing in sand trays to writing on whiteboards and finally writing on paper. In Kinetic Letters®, all the letters and numbers are formed by one of two monkeys, a brave one (Bounce) who goes to the top branch of the tree, and a scared one (Skip) who goes to the lower branch.



Flow and fluency: Letter movements are minimized to help a fast writing style to develop. There are no lead-in strokes (a waste of time and effort).

There are resources available for parent to purchase from Kinetic Letters® (sales@kineticletters.com). These include:

- Whiteboards with the Kinetic Letters® tree logo and lines
- Pencils and whiteboard pens with a triangular cross-section
- Playing cards with all the letters and their method of formation
- Pupil books with exercises
- Story books explaining how each of the letter groups is formed.

The School Day and lunch register

Gates open:



8:45

School officially starts



8:55

Registers close -
marked late after this
time



9:00

End of the day

3:30

If you are late, your child will be taken to the office for collection.

Please contact the office if you know you will be late.



Contact the school...

Step 1 – contact the class teacher

3MR@portswoodpri.org.uk and 3H@portswoodpri.org.uk

Step 2 – contact the phase leader – Mrs Lancaster 4L@portswoodpri.org.uk

OR

Contact school office

info@portswoodpri.org.uk

02380555885

We will endeavour to respond within 48 hours. Any urgent queries, please contact the office.