


MEET THE TEACHERS

YEAR 2



MEET THE STAFF



Mrs Peacock — Eagle's teacher



Miss Byrne — Giraffe's teacher



Miss Kinally — Phase leader



Mrs Fox — TA

Mrs Mohammadi - TA

STRUCTURE OF THE WEEK

- **Monday:** singing assembly, **Wednesday:** assembly and **Friday:** celebration assembly
- Phonics will take place every day from 9:05 am till 9.30 am
- Maths and English 5 times a week.
- 3 guided reading sessions a week.
- Handwriting daily
- Teaching of reading 2-3 times a week

MONDAY

TUESDAY

WEDNESDAY

THURSDAY

FRIDAY

PE

Thursday (outdoors)



Friday (indoors)



PE KIT

- Navy blue or white polo shirt
- Blue shorts/ blue or black joggers for colder weather
- Plimsolls or trainers
- School jumper or blue/black sweatshirt (no hoodies)



UNIFORM

- White shirts or polo shirts
- Navy blue or grey trousers or shorts
- Navy blue or grey skirt and pinafore dress
- Navy blue sweatshirt or cardigan
- Blue and white candy stripe or check summer dresses
- Black shoes (no trainers — apart from PE days)



Please name everything



ATTENDANCE

- Gates are open at 8:45 am
- The school day starts at 8:55 am
- The class register closes at 9:00 am
- The children really benefit from this settling in time to complete morning tasks and have the opportunity to be heard by a teacher.
- Phonics starts at 9:05 so late arrivals do miss out on some of this.



HOMWORK & SPELLINGS

- Homework will be sent out weekly on a **Thursday** and there will be one piece off homework to complete.
- We will expect this back by **Wednesday** the following week.
- Spelling will be sent out weekly on a **Friday**
- Spelling will be given out on Fridays and the children will be tested the following Friday.



Lunch

- All children in Year R, 1 and 2 are entitled to free school meals.
- Please check the menu on the website and select what your children will be having for lunch.
- These choices can be made weeks in advance.
- Please ensure you have selected what your child is having for lunch, even if they are having sandwiches.

FOOD FESTIVAL
by Aspens

LUNCHTIME

TRADITIONAL
Week 2

Autumn Winter 2024-25:
9/9, 30/9, 21/10, 11/11, 2/12, 23/12, 13/1, 3/2

Day	THE MAIN EVENT	MEAT-FREE MAGIC Veggie Dish	RAINBOW ALLEY Vegetables and Salads	BIG TOPPING Filled Jockels	DESSERT TROLLEY
MONDAY	Chicken Meatballs in Tomato Sauce with Rice	BBQ and Sweetcorn Pizza Slice	Wholegrain Pasta Salad and Green salad	Beans, Cheese	Toffee Apple Sponge and Custard
TUESDAY	American Style Macaroni Cheese	Winter Vegetable Crumble	Herby Diced Potato and Carrots	Beans, Cheese	Chocolate Sprinkle Iced Cake
WEDNESDAY	Roast Chicken, Roast Potatoes and Gravy	Cauliflower Cheese, Crispy Onion Topping & Roast Potatoes (You don't have to have the onions!)	Mixed Greens	Beans, Cheese	Raspberry Coconut Jelly
THURSDAY	BBQ Chicken	Roasted Sweet Potato Pastry Roll and Mash	Peas	Beans, Cheese	Fresh Fruit Salad
FRIDAY	Battered Fish and Chips	Cheese and Tomato Toasted Wrap with Chips	Baked Beans	Beans, Cheese	Anzac Biscuits

DAILY SALAD BOWL: FRESHLY BAKED BREAD, YOGHURTS AND CUT FRUIT. AVAILABLE DAILY

DAILY SANDWICHES AVAILABLE

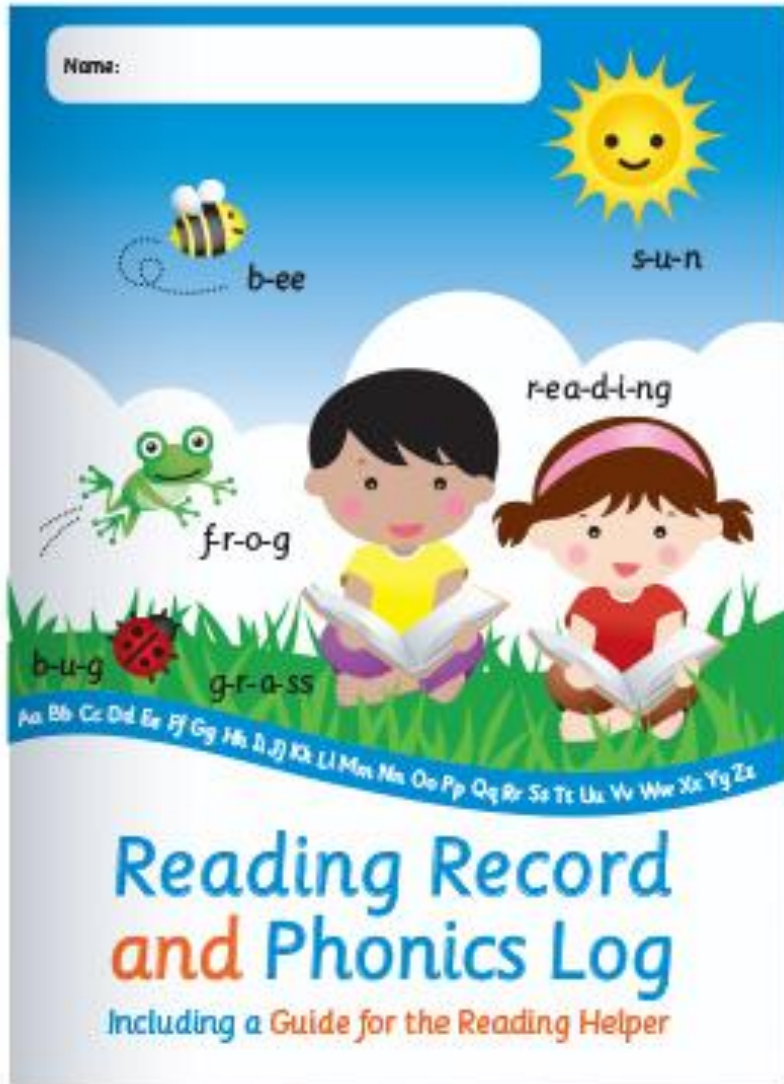
PASTA TWIRLER: AVAILABLE EVERY DAY. Topped Pasta Hot Pasta topped with Homemade Tomato Sauce & Cheese

T1

Reading

- Read with your child at least 3 times a week and record any reading in the reading record (we do use this to help us)
- Encourage your child to whisper blend or to blend in their heads.
- Ensure your child brings their bag with their reading book and record every day (additional reading can occur throughout the day)
- If the guided reading book is not returned, you will be asked to purchase a replacement book.





Reading records

- Every time you read with your child, record it in the record.
- In Year 2, your child is more able, however an adult can encourage greater expression and support with vocabulary when necessary.
- We encourage you to ask your children a variety of questions to build on their understanding and comprehension of books.

Teacher feedback in the reading record

Session 1

Today your child received a new book and read with an adult.

The focus was: **Decoding**.

Your child...

Can recognise and read phase 4 sounds and words.

Please practise sweeping at home.



The reading focus today was: **Prosody**.

Session 2

Fluency

- Sounding out aloud
- Sounding out in head
- No sounding out

Pace

- Slow
- Developing
- Good

Expression

- Limited expression
- Developing expression
- Good expression



The reading focus today was: **Comprehension**.

Session 3

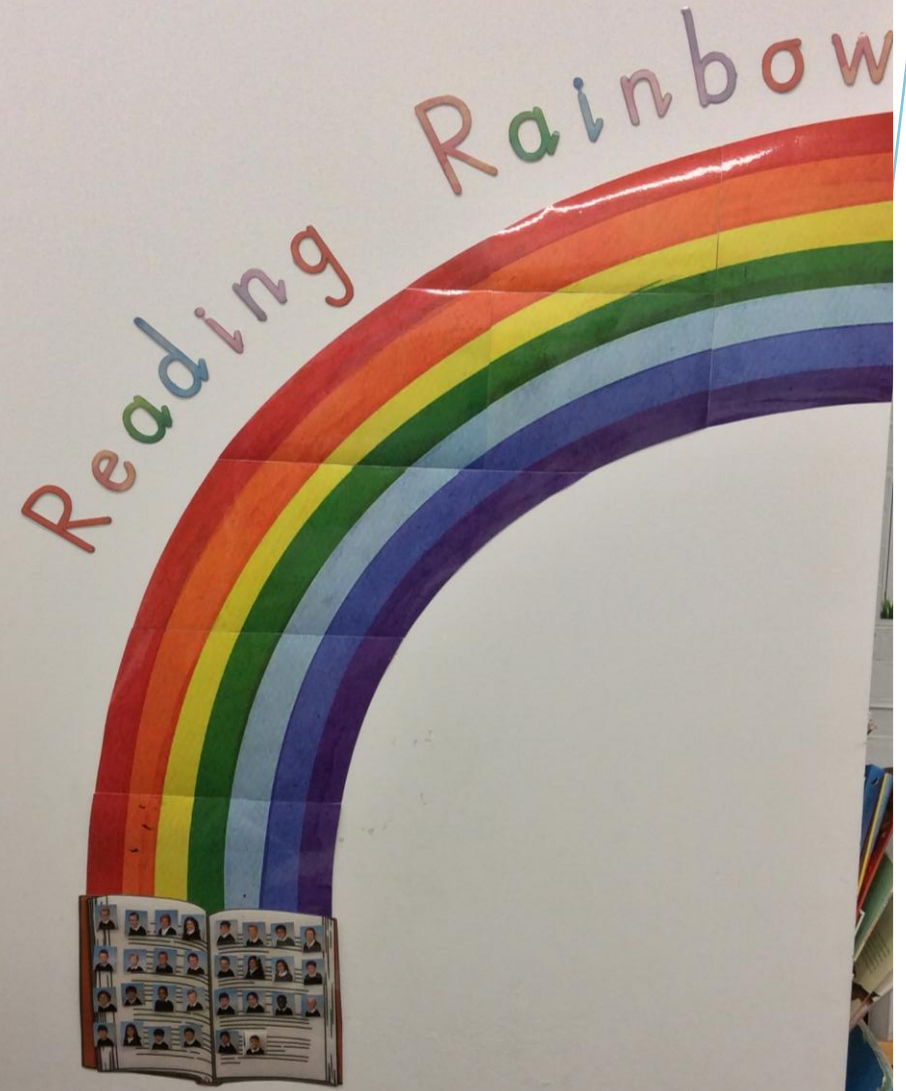
Question type:

- Vocabulary
- Inference
- Prediction
- Explanation
- Retrieval
- Sequence

I answered my questions:

- Independently
- With support





How to help at home


- Read with your child at least **3 times a week**
- Practice weekly spellings
- Write sentences with capital letters, full stops and finger spaces.
- Practice number bonds to 10 and 20
- Practice counting forwards and backwards
- Practice counting in 2s, 5s and 10s
- Begin to practise 2, 5 and 10 times tables.

READING BANDS & EXPECTATIONS

End of Year 1




End of Year 2



Fluency 10
Fluency 9
Fluency 8
Fluency 7
Fluency 6
Fluency 5
Fluency 4
Fluency 3
Fluency 2
Fluency 1
Phase 5 – Set 5
Phase 5 – Set 4
Phase 5 – Set 3
Phase 5 – Set 2
Phase 5 – Set 1
Phase 4 – Set 2
Phase 4 – Set 1
Phase 3 – Set 2
Phase 3 – Set 1
Phase 2 – Set 1-5


Maths support

- White Rose 1 minute maths
- Supports with fluency and recognising amounts
- Supports children with remembering and recalling their number bonds to 10 and 20.
- Gives children a greater opportunity to practise their 2, 5 and 10 times tables.




Maths support

- Doodle Maths
- Children may be given tasks to complete for homework.
- There are a variety of different maths games in the app.
- Children are given a school login and password as this links up to their teachers.



Maths support

[Home](#)

[News & Events](#)

[Our School](#)

[Curriculum](#)

[Children's Area](#)

[Other Information](#)

[Vacancies](#)

[Contact Us](#)



- Bulletins & Overviews
- Subject Information Booklets
- Maths - Progression of Skills**
- Phonics

Maths support

Home → Curriculum → Maths - Progression of Skills

Maths - Progression of Skills

Please find to the right (under the 'Also in this section' menu) links to YouTube playlists containing video explanations as to how we teach your children the four operations of Addition, Subtraction, Multiplication and Division.

You may find these useful when supporting your children at home.

You will also find attached documents containing written information relating to the progression of skills in Maths.

Addition

PDF File



Mental Calculation

PDF File



Fractions

PDF File



Shape

PDF File



Division

PDF File



Subtraction

PDF File



Multiplication

PDF File



Also in this section

Early Years

Year 1

Year 2

Year 3

Year 4

Year 5

Year 6

Year 2

By the end of the year I can...

- remember my addition number facts to 20
- begin to use number facts, when adding, up to 100
- add a two-digit number and ones ($13 + 3 = 16$)
- add a two-digit number and tens ($21 + 30 = 51$)
- add two two-digit numbers ($65 + 34 = 99$)
- add three one-digit numbers ($5 + 8 + 9 = 22$)

Additional support

To support children in Year 2 we add numbers that are below 20 without exchanging. We also use **concrete** support such as dienes, objects and scaffold layouts.



Core methods

In Year 2 we partition numbers and use tens and ones to work out answers. We use a **pictorial** method; drawing tens and ones. We work with numbers up to 100. Follow the steps on the next page to see how we present our working out!

Beyond expectations

To challenge our higher attaining children we add numbers above 100 as well as including more complex problems, such as 2 step problems.



partition add total tens & ones 'i know so i know' more altogether exchange

Year 2

Steps

1. Write number sentence

$$26 + 35 =$$

2. Partition both numbers into tens and ones (hundreds if needed)



3. Count tens – (e.g. 10, 20, 30, 40, 50) (/ cross off when counting)




4. Count ones – (e.g. 51, 52, 53, 54, 55, 56, 57, 58, 59, 60, 61) (/ cross off when counting)



5. Write the total amount

$$26 + 35 = 61$$



PORCHESTER CASTLE SCHOOL TRIP

Thursday 30th April 2026

Price: TBC



Birthdays

In class we will support with...



Toys



HOW TO CONTACT THE TEACHER

Contacting the class teacher:

- 2P@portswoodpri.org.uk - Eagles
- 2B@portswoodpri.org.uk - Giraffes

Or

- Contact school office
- info@portswoodpri.org.uk
- 02380555885



Any
questions?

