

# Newsletter

*Pride, Passion, Success*

---

We would like to take this opportunity to welcome both you and your children back to school after the half term break.

The children have started very much where they left off, working hard and putting in great effort in all that they do.

**Tony Head**  
Headteacher

---

## Curriculum update.

### Year R

February has been a wonderfully busy month in Year R, filled with exciting discoveries and hands-on learning. Our 'minibeast' topic has captured the children's imagination, and they have loved exploring the tiny creatures that live all around us. We went on a *bug hunt* in the outdoor area, using magnifying glasses and identification charts to spot insects and other minibeasts in their natural habitats. The children showed fantastic curiosity as they looked closely for insects, and we enjoyed talking about what these creatures need to survive.

Alongside our minibeast adventures, we have also begun exploring our '*Under the Sea*' topic. The children have enjoyed learning about different sea creatures, from colourful fish to magnificent whales. We have been thinking about how animals move underwater and why the ocean is such an important habitat. Through stories, craft activities, and small-world play, the children have deepened their understanding of life beneath the waves and developed lots of new vocabulary.

Both topics have inspired wonderful discussions, creative work, and opportunities for early science skills such as observing, questioning, and comparing. It has been lovely to see the children show such enthusiasm and confidence in their learning, and we look forward to continuing our adventures next month!

---

### Year 1

In Year 1 we finished off our Toy topic by setting up a Toy Museum and inviting our parents in to look at all the hard work we had done. The children showed their parents how to use a spinning top and challenged them to try the cup and ball that they had made. We displayed our artwork showing how we used shading, on our old and new toys drawings. It was lovely to see so many of our parents joining in with the children and praising them for their hard work, as well as trying out the toys. The Museum was a huge success, and we cannot wait for the next opportunity to invite you in again.

Year 2



This half term in Year 2 we have been continuing our learning about Katie Morag. In English, we have been writing our very own Katie Morag adventure stories. We used a story mountain to plan our writing, thinking carefully about the beginning, build up, problem, resolution and ending. We worked hard to include exciting details and interesting vocabulary to bring our stories to life.



Katie Morag and the new Art Gallery  
Once upon a time there  
was a girl called Katie  
Morag. She was a brave girl,  
a smart girl, a helpful girl.  
And she lived on a small  
island in Stryng. One day  
some workers came to  
Stryng to build a lovely Art  
Gallery. It was a beautiful  
Art Gallery, an amazing Art  
Gallery, a wonderful Art Gallery.  
Katie was excited because  
she really wants the Art

Artist's home to get a new  
kitchen of paint as she can't  
find the color that she  
wants. She was a brave girl,  
a smart girl, a helpful girl.  
And she lived on a small  
island in Stryng. One day  
some workers came to  
Stryng to build a lovely Art  
Gallery. It was a beautiful  
Art Gallery, an amazing Art  
Gallery, a wonderful Art Gallery.  
Katie was excited because  
she really wants the Art

Gallery to be built. "I'm so  
excited the Art Gallery is  
going to be built!" Shouted  
Katie Morag. The Mell was happy  
to see all the beautiful art.  
"I can't wait to see all  
the beautiful art!" The Mell  
said excitedly. Katie Morag was  
even more excited. Early one morning  
Katie Morag was eating some  
scrumptious cereal when  
suddenly the cover of the  
Art Gallery burst in help!

The Mell was so excited that the  
opening of the gallery was finally  
built. The Mell was happy  
to see all the beautiful art.  
"I can't wait to see all  
the beautiful art!" The Mell  
said excitedly. Katie Morag was  
even more excited. Early one morning  
Katie Morag was eating some  
scrumptious cereal when  
suddenly the cover of the  
Art Gallery burst in help!

Should the cover of the  
Art Gallery. "There is a very  
dangerous storm!" It was a scary  
storm, a huge storm, a terrible  
storm, and it destroyed the beautiful  
lovely paintings. All of the children  
were very worried. Then suddenly  
Katie Morag noticed Lady Artist  
was in the messy Art Gallery.  
"Help Katie!" "I need more paint to  
repaint the horrible pictures!"  
Should Lady Artist be quiet and  
leave Katie Morag special to be

In Science we had a problem to solve! Katie Morag sent us a letter to tell us that she needed help finding the most absorbent material that we could find. She told us that she fell into some water and made a puddle in her house.



As part of our investigations, we made predictions, carried out a fair test, and recorded our results carefully. We found out that felt was the most absorbent material and that paper and cling film were the least absorbent.

It was exciting to be real scientists and help Katie Morag solve her problem!

We recorded our results as a class.



least absorbent most absorbent


INSPIRING FUTURE TEACHERS  
HSP TEACHER TRAINING

TRAIN TO TEACH IN HAMPSHIRE

Portswood Primary School  
Somerset Road, Southampton, SO17 3AA T: 023 8055 5885  
[www.portswoodpri.org.uk](http://www.portswoodpri.org.uk)

### Year 3

This month the Year 3 children took part in Greek week where they learnt about the history of ancient Greece. They learnt about and created gods and goddesses, compared events in the modern and ancient Olympics and found evidence from artefacts to understand what life was like. Year 3 also compared daily life in Athens and Sparta, and decided which city state they would have preferred to have lived in. The children really enjoyed tasting some Greek foods – even the olives! We finished off the week creating some vase art that represented something we enjoyed learning about that week. We all had a lot of fun, and the children developed a wealth of knowledge about Ancient Greece.



Year 3 also had their SoundBites music concert this month! They played the ukelele and Pbuzz excellently to their audience and we even heard some fantastic soloists play too. The children really enjoyed showing what they have learned so far in music this year.



### Year 4

Year 4 have been working hard! A highlight recently has been completing our art project. The children were very interested in learning about Aboriginal art, including the symbols and techniques used.

This included finding out about how Aboriginal artwork often tells a story and can have hidden meaning.

We then planned our own artwork based on a journey, special day or dream. We chose the symbols we would use to represent the key parts of this, then thought how we would hide our symbols. The children worked hard to mix earthy Aboriginal colours and really enjoyed using sticks to create their pieces, just like Aboriginal artists.





## Year 5


Year 5 children have been enjoying learning about our new topics since half term. In geography, we explored the layers of the Earth, learning about its four main sections and creating our own models to represent them.



In art, we studied the artist Stephen Wiltshire, who is famous for creating detailed cityscapes from memory. The children then challenged themselves to draw their own New York skyline after looking at an image for only two minutes. This was great fun and produced some fantastic results!






5JC also enjoyed their recent visit to Cantell. During the visit, they learned about what humans need to survive on a planet and carried out investigations to discover which planet would be the best place to live.



## Year 6

To celebrate all of our learning so far in history, Year 6 hosted a 'Victorian history Fayre'. It was a huge success and the children's work was incredible. Thank you to all the parents who were able to visit, it was wonderful to share the children's learning with you. Please see to photos of our wonderful work!



Year 6 have also begun our new science topic on the circulatory system. The children explored how the heart works and how it pumps blood around the body.

To deepen their understanding, we took our learning outside, where they created large-scale diagrams of the circulatory system and even acted it out themselves—travelling through the 'body' just like blood does.



## Safeguarding

### Who to contact if you have a concern.

At Portswood, the safety and wellbeing of every child is our highest priority. If you have any concerns about a child's welfare, please speak to us — no concern is ever too small.

### If you have a safeguarding concern during school hours, please contact:

- **The Designated Safeguarding Lead (DSL):** Anna Adams
- School Office: 02380 555885
- Email: [anna.adams@portswoodpri.org.uk](mailto:anna.adams@portswoodpri.org.uk)

You can also speak to any member of staff, who will pass your concern on to the safeguarding team.

### If your concern arises during the holidays or outside school hours, please contact:

- **Southampton Children's Resource Service (CRS)** 023 8083 3004 (Monday–Friday, 8.30am–5pm)
- **Emergency Duty Team (out of hours, weekends and bank holidays)** 023 8023 3344

If you are seriously concerned that a child is at immediate risk of harm, always call **999**.

## Reminders

### World Book Day – Thursday 5 March 2026

#### Book Drive

During the day, we will be hosting our annual Portswood Book Shop. We are asking for donations of preloved but **still good as new** condition books. We are unfortunately unable to accept old worn-out books as these will not be chosen by the children and we do not have capacity to dispose of these properly.

We would love for these donations to suit all our ages of children so that there is something for everyone!

Children can donate up to 5 books each. As we will not know how many books will be donated, we cannot promise children will be able to bring home the same number of books as they have donated. However, our aim is for every child to go home with a new book to call their own. Any books left over at the end will be used in classroom book corners or in the school library.

Please bring in your donations to your child's class teacher by Monday 2 March.

We thank you very much for your support with this and are very much looking forward to another successful World Book Day.

---

## Reminders

### Free School Meals

Are you receiving benefits? Your child may be entitled to Free School Meals.

Applying for free school meals not only gives your child the opportunity to have a meal at lunchtime but the Government also gives the school additional money to help with your child's education. It is therefore to your child's advantage that you apply for free school meals (even if your child is entitled to universal free school meals; or does not actually take up the offer of a meal).

You can apply on-line at [Online FSM Application \(cloudforedu.org.uk\)](https://cloudforedu.org.uk).

---

### Parking

To protect the health of the children and all other members of our school community, please could we ask you to turn off your engines if you are parking by the school.

Sitting with your engines idling will produce harmful emissions which can contribute to ill health and damage to the environment.

If you can: turn your engine off.

Our usual parking reminders are here:

Please can we ask you to be mindful of residents when parking around the school.

Do not park or leave your car in the disabled bays along Northcote and Brickfield Road.

Please do not pull up on double yellow lines or the school zig zag lines, even if you are only dropping your child off, as this causes congestion.

Please do not park over the entrance to the allotments, these gates should always be accessible.

Please park a little further from the school and walk the rest of the way where possible.

---

## Dates / Activities

Date	Activity
Thursday 5 March 2026	World Book Day and Theme Menu
Thursday 5 March 2026	Year 5 Swimming
Tuesday 10 March 2026	Year 1 Trip to Marwell Zoo
Wednesday 11 March 2026	5I visit to Cantell for science workshop.
Thursday 12 March 2026	Year 5 Swimming
Tuesday 17 March 2026	Year 5 Parent workshop – Understanding fractions.
Wednesday 18 March 2026	Year 3 Parent workshop – Handwriting.
Thursday 19 March 2026	Year 5 Swimming
Thursday 19 March 2026	Red Nose Day – wear red
Friday 20 March 2026	Inset Day – school closed.
Monday 23 March 2026	No clubs this week
Tuesday 24 March 2026	Parents' Evening
Thursday 26 March 2026	Year 5 Swimming
Thursday 26 March 2026	Parents' Evening
Monday 30 March – Friday 10 April	Easter Holidays – school closed.
Monday 13 April 2026	Children back to school.



# SOUTHAMPTON CITY ART GALLERY

## Let's Celebrate: Free Family Activity Day for the Gallery Reopening

Saturday 7th March / 11am – 4pm / FREE

[Let's Celebrate: Free Family Activity Day for the Gallery Reopening - Ticketing.](#)



# DISCOVER THE AMAZING



### SCIENCE AND ENGINEERING DAY

Saturday 14th March 2026

Free activities, workshops, talks, lab tours and live shows suitable for all ages



Book your **FREE** tickets  
[www.sotsef.co.uk](http://www.sotsef.co.uk)

#SOTSEF



Southampton Parent Carer Forum invites you to...

## SEND Family Fun Day 2026

Tuesday 31<sup>st</sup> March - 10am to 2pm

### For Children and Young People:

Bouncy Castles, face painters  
Unicorn, bubbles and lots more ...



### For Parent Carers:

Range of **Local offer Service providers** for advice, ideas and support



Refreshments for all (drinks, fruit, biscuits and ice cream are all free, there will be a food van with food for sale)



To register



Oasis Academy Mayfield, Ashley Crescent,  
SO19 9NA - Free Parking



For more information follow us on Facebook

