

Year 4

Spring 2

Our Curriculum




This term our learning is themed around Journeys.

Key Skills :
Spelling-Prefixes, un, in, ir, re
Handwriting –Legible and consistent
Grammar and text-, paragraphs and verbs.

Spoken Language

Can you change your voice to suit the listener? (e.g - reading, speaking in class, group discussion, role-play)

Can you ask questions to extend your knowledge and understanding?




RE

Art at Easter. Looking at the various ways that Easter is presented through Art

PSHE

Friendships. Understanding friendships. What makes a good friend?



MFL- French

Questions and answers – Qui?
Understanding key phrases to ask questions.



Art

Textiles and designers.

A study of British Fashion Designers, leading to developing sewing and joining techniques for purse and wallet making.



DT

Purses and Wallets.


A study of purses and wallets and how they are made. Designing and making our own .



Computing

Scratch

Developing an understanding of programming, using instructions to move an object around a screen




Year 4 Journeys



English

Narrative – Diaries and Letters – Scott of the Antarctic diaries,
Non chronological reports on the Antarctic

Persuasive writing - plan, draft, edit on the topic of reduce, reuse and recycle.




Mathematics

$+$, $-$, \times , \div

Solving money and time problems. Can you work out change for any amount up to £10.00?

Geometry – properties of shape

Measurement - convert between different units of measure for example km to m, kg to g, ml to l




PE and games

Netball

Learning to catch the ball and pass it to a partner in preparation for a game.

Gymnastics


Developing co ordination skills in balancing, jumping and connecting movements



Geography

Continuing the journey - Fragile Earth Antarctica – the global picture.


What can we do to help our environment?



Science


Sound

Understanding the word amplitude and sound waves.



Music

In 2 Music



How can you help your child at home?



Below are some suggested activities you may like to try with your child.



How to be a Designer.


How to be a Computer Programmer.

Can you give detailed instructions to 'programme' someone to make a sandwich?

Who designs your clothes and shoes or trainers? Do you know any famous designers?



How would you design a purse or wallet? What features could it have?



Ways to support your child:

Make sure you attend school daily and punctually.

Read together daily.

Practise times tables and spellings.

Support your child to complete their weekly homework.

Talk to your child about what they have been learning about in school.